

ELEMENTi®

FRESCA

E-BIDET SMART TOILETS



FRESCA E-BIDET SMART TOILETS

A FRESH ERA IN HYGIENE

Fresca the Italian word for 'Fresh' optimises the latest addition to our E-Bidet Smart Toilet offer, providing a cutting edge hygienic solution to the modern bathroom.

E-Bidet Smart Toilets represent a revolutionary advancement in bathroom hygiene, merging modern technology with user comfort.

In addition to its high level of customisation, the Fresca E-Bidet boasts a sleek, minimalist design that integrates effortlessly into any bathroom decor. Its aesthetic appeal is matched by its intuitive controls, which are engineered to be user-friendly and straightforward. This ensures that even those new to bidets can operate the system with ease. The bidet's compact and modern look not only enhances the visual appeal of the bathroom but also ensures that it fits seamlessly into various interior styles, making it a versatile addition to any home.

Beyond its aesthetic and functional benefits, the Fresca E-Bidet is designed with sustainability in mind. It features eco friendly water saving technology that reduces water consumption while maintaining an effective cleansing experience. The self cleaning nozzle further promotes optimal hygiene, minimising the need for manual cleaning and reducing the risk of bacterial buildup. By incorporating these environmentally conscious features, the Fresca E-Bidet supports a cleaner, more sustainable lifestyle, making it an excellent choice for those looking to enhance their daily routines while also contributing to environmental conservation.





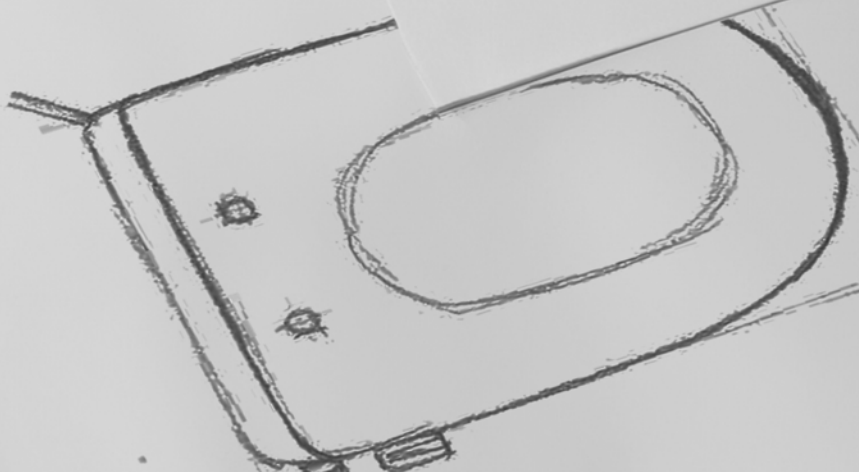
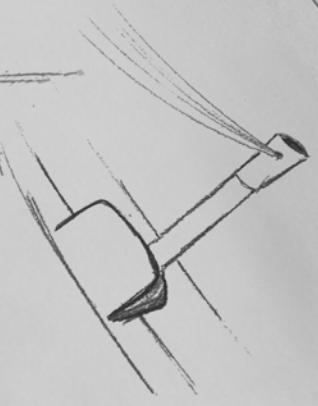
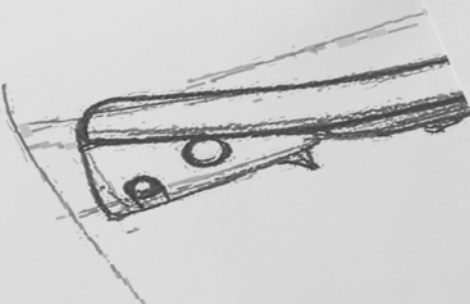

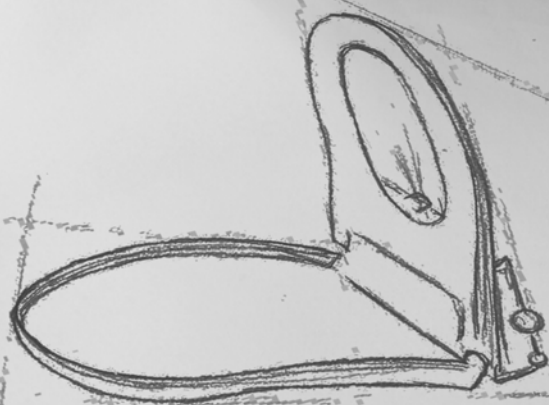
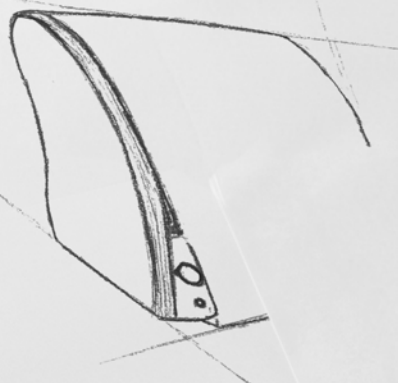

FRESCA E-BIDET SMART TOILETS

CONSCIOUS DESIGN

The Elementi Design team were tasked with refining the challenges a conventional E-Bidet provided in terms of bulky reservoirs and the consequential unsightly visual impression. Through conscious design, dedicated development and innovative thinking a new generation in hygiene was born. The state of the art Fresca bidet seat utilises cutting edge instant water heating technology which reduces the physical barriers. This innovative technology opens the door to more streamline designs, giving it a sleek and minimalist appearance, but also significantly enhances user comfort by providing a continuous and consistent flow of warm water whenever needed.

In addition to the improved design of E-Bidet Smart Toilets they also play a crucial role in reducing your dependence on toilet paper. Conventional toilet paper often contains a variety of harmful chemicals, which can lead to blockages and environmental issues as it travels through toilets and sewer systems. By opting for these modern bidet seats, you benefit from a gentler and more effective cleansing method that simplifies your bathroom routine. Moreover, this shift contributes to a more sustainable and eco-friendly lifestyle by decreasing your environmental footprint and reducing waste.





FRESCA E-BIDET SMART TOILETS

FEATURES

The Fresca E-Bidet exemplifies this innovation with its array of customizable features designed to enhance the personal hygiene experience. Users can adjust the temperature of both the water and the seat, ensuring a tailored and refreshing experience. The bidet's design allows for precise control over the water pressure and provides a personalised touch to cater to individual preferences. These features collectively contribute to a more comfortable and effective cleaning process, redefining the standards of bathroom luxury.



SLEEK DESIGN

Unlike bulky bidet models that rely on large water reservoirs to heat bidet water, this intelligent bidet seat utilises instant water heating technology, contributing to its sleek and minimalist design whilst aiding comfort.



ENVIRONMENTALLY FRIENDLY

Smart Toilets diminish your reliance on toilet paper, a notorious source of harmful chemicals that clog toilets and sewer systems. These intelligent bidet seats provide a gentler, simpler, and more hygienic bathroom cleansing solution, offering the added benefit of reducing your environmental footprint.



SMART TECHNOLOGY FOR COMPLETE CLEANLINESS

Providing fully customizable rear and front cleansing options, along with features like shower oscillation, pulsating massage, and aerated bubbly water infusion technology – all adjustable with a simple turn of the dial.



DESIGNED TO LAST

This expertly crafted seat features a durable load bearing lid, quick-release mechanism, and an easy-to-clean seat. Despite its sleek, minimalistic profile, it's ergonomically designed for both comfort and durability.



AID FOR ACCESSIBILITY

Perfect for those with restricted movement, combining the practicalities of an Accessible Overheight toilet and an E-Bidet takes the hassle out of the cleaning process, providing comfort and confidence to those that need it most. Selected models comply with NZS 4121:2001.





WASH WITHOUT POWER SUPPLY

Bidet is still operational without power, however the water temperature and seat temperature cannot be adjusted if power is off.



NIGHT LIGHT

A built in night light enhances safety and convenience by illuminating the toilet bowl during the night, reducing the need for harsh overhead lights and helping to prevent accidents.



ADJUSTABLE WATER TEMPERATURE

Adjust the water temperature up or down for your desired level of comfort.



TWIN NOZZLES

Featuring twin nozzles for dedicated front and rear cleansing resulting in more precise and efficient cleansing.



ADJUSTABLE WATER VOLUME

One button switch used to adjust water volume allowing the user to tune to their preferred comfort level.



SELF CLEAN

After the user is seated, the nozzle will automatically close, followed by 5 seconds of self cleaning. Then following use, the nozzle will then close and endure another 2 seconds of self cleaning.



ANTI BACTERIAL

Seat and Nozzles are made from antibacterial materials ensuring maximum hygiene.



EASY FIX

Quick and easy install with adjustable fixing/simple detaching allowing for convenience of cleaning.



HEATED SEAT WITH ADJUSTABLE TEMPERATURE

A heated toilet seat provides enhanced comfort by eliminating the shock of sitting on a cold surface, making bathroom visits more pleasant, especially in colder weather.



SOFT CLOSE

A soft-closing toilet seat helps to minimise noise and prevent slamming, offering a quieter and more gentle experience for everyone in the household.



DESIGNED FOR NEW ZEALAND

Designed specifically for NZ households equipped with type I 240 plugs and RCD/Surge Protector ensuring full compliance and no safety risk.



GUARANTEE

10 Year Guarantee*
2 year guarantee on seat*
1 year guarantee on Cistern Parts and Electrical components.

Note:

It is a requirement of Australian/New Zealand regulators that the water supply to this product must be protected by a high hazard backflow prevention device, such as a reduced pressure zone device (RPZD). As per as/nzs 35001, the RPZ shall be maintained in working order and tested for operational functions at intervals not exceeding 12 months. Any electrical work connected to this product must be installed by qualified personnel in accordance with as/nzs 3000.

Complies with AS 2845.1:2022 Water supply - Backflow prevention devices requirements. Check with your installer and/or local council for any additional Back Flow requirement that may be needed.

FRESCA E-BIDET SMART TOILETS



ELEMENTI

UNO FRESCA E-BIDET ACCESSIBLE/OVERHEIGHT TOILET SUITE



SET OUTS:

S PAN: 150-297MM
55-200MM WITH OPTIONAL 15020:10 BEND

P PAN: 180MM

WELS 4 STAR:
4.5 L PER FULL FLUSH
3 L PER HALF FLUSH



COMPLIES WITH NZS 4121:2001
INCLUDES T JUNCTION & WATER INLET HOSE
ANGLE VALVE NOT INCLUDED

GLOSS WHITE
VITREOUS CHINA:

14850-BD.10



ELEMENTI

SANO FRESCA E-BIDET TOILET SUITE



SET OUTS:

S PAN: 90-210MM
P PAN: 185MM

WELS 4 STAR:
4.5 L PER FULL FLUSH
3 L PER HALF FLUSH

INCLUDES T JUNCTION & WATER INLET HOSE
ANGLE VALVE NOT INCLUDED

GLOSS WHITE
VITREOUS CHINA:

12520-BD.10



ELEMENTI

UNO FRESCA E-BIDET ACCESSIBLE/OVERHEIGHT BACK TO WALL PAN



SET OUTS:

S PAN: 310MM
P PAN: 180MM

WELS 4 STAR:
4.5 L PER FULL FLUSH
3 L PER HALF FLUSH



COMPLIES WITH NZS 4121:2001
INCLUDES T JUNCTION
& WATER INLET HOSE
ANGLE VALVE NOT INCLUDED

GLOSS WHITE
VITREOUS CHINA:

14870-BD.10



ELEMENTI

GARDA FRESCA E-BIDET BACK TO WALL TOILET PAN



SET OUTS:

S PAN: 90-100MM
P PAN: 180MM

WELS 4 STAR:
4.5 L PER FULL FLUSH
3 L PER HALF FLUSH

INCLUDES T JUNCTION
& WATER INLET HOSE
ANGLE VALVE NOT INCLUDED

GLOSS WHITE
VITREOUS CHINA:

14822-BD.10

ELEMENTI®

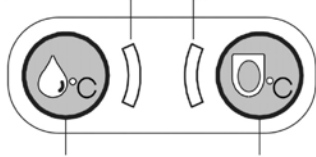
10 Year Guarantee*
2 Year Guarantee on Seat*
1 Year Guarantee on Cistern Parts
& Electrical Components

Hand Finished Vitreous China
E-Glaze Technology
Hyperjet Flushing System
Hygienic Rimless Design

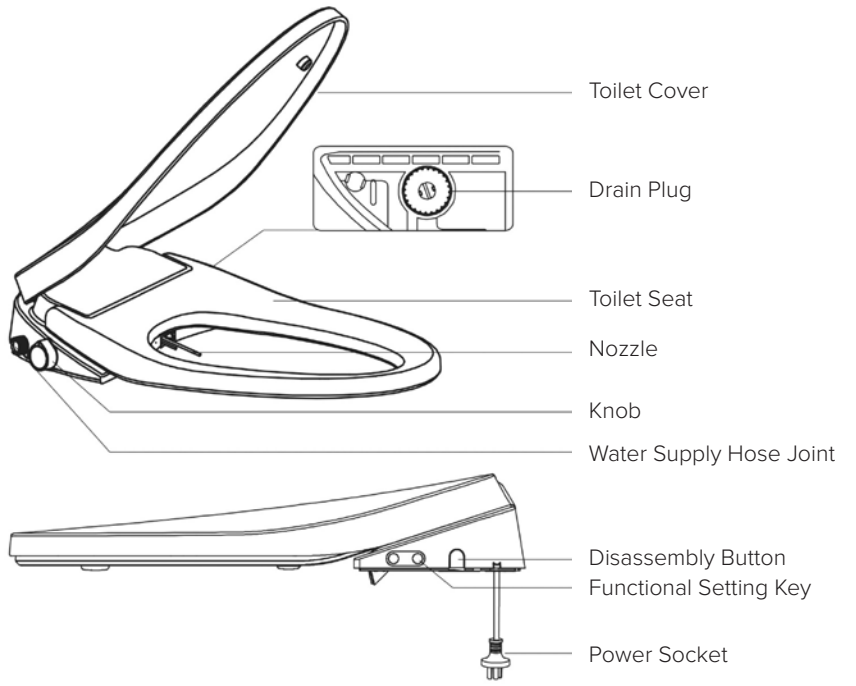
Adjustable Water Temperature & Volume
Adjustable Heated Seat
Soft Close Anti Bacterial Seat
Night Light

FUNCTIONAL SETTINGS KEY

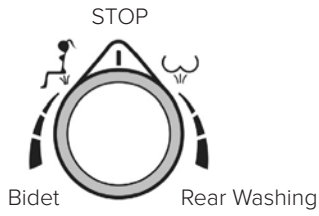
Water temperature regulation indicator Seat temperature regulation indicator



Water temperature regulation key Seat temperature regulation key



CONTROL



FRESCA E-BIDET SMART TOILETS



PARISI / ELEMENTI

ELLISSE FRESCA E-BIDET TOILET SUITE NEW

SET OUTS:
 S PAN: 55-215MM
 P PAN: 185MM
 WELS 4 STAR:
 4.5 L PER FULL FLUSH
 3 L PER HALF FLUSH
 INCLUDES T JUNCTION
 & WATER INLET HOSE
 ANGLE VALVE NOT INCLUDED
 GLOSS WHITE
 VITREOUS CHINA:
PN600-BD



PARISI / ELEMENTI

ELLISSE FRESCA E-BIDET OVERHEIGHT TOILET SUITE NEW

SET OUTS:
 S PAN: 55-200MM
 P PAN: 185MM
 WELS 4 STAR:
 4.5 L PER FULL FLUSH
 3 L PER HALF FLUSH
 INCLUDES T JUNCTION
 & WATER INLET HOSE
 ANGLE VALVE NOT INCLUDED
 GLOSS WHITE
 VITREOUS CHINA:
PN820-BD



PARISI / ELEMENTI

ELLISSE FRESCA E-BIDET OVERHEIGHT BACK TO WALL PAN NEW

SET OUTS:
 S PAN: 55-110MM
 P PAN: 185MM
 WELS 4 STAR:
 4.5 L PER FULL FLUSH
 3 L PER HALF FLUSH
 INCLUDES T JUNCTION
 & WATER INLET HOSE
 ANGLE VALVE NOT INCLUDED
 GLOSS WHITE
 VITREOUS CHINA:
PN830-BD



PARISI / ELEMENTI

LINFA FRESCA E-BIDET BACK TO WALL PAN NEW

SET OUTS:
 S PAN: 55-115MM
 P PAN: 185MM
 WELS 4 STAR:
 4.5 L PER FULL FLUSH
 3 L PER HALF FLUSH
 INCLUDES T JUNCTION
 & WATER INLET HOSE
 ANGLE VALVE NOT INCLUDED
 GLOSS WHITE
 VITREOUS CHINA:
PN770-BD



PARISI / ELEMENTI

LINFA FRESCA E-BIDET WALL HUNG PAN NEW

WELS 4 STAR:
 4.5 L PER FULL FLUSH
 3 L PER HALF FLUSH
 INCLUDES T JUNCTION
 & WATER INLET HOSE
 ANGLE VALVE NOT INCLUDED
 GLOSS WHITE
 VITREOUS CHINA:
PN780-BD

PARISI

10 Year Guarantee*
 Hand Finished Vitreous China
 Side Projection Flushing System

ELEMENTI

2 Year Guarantee on Seat*
 1 Year Guarantee on Electrical Components*
 Adjustable Water Temperature & Volume
 Adjustable Heated Seat

Soft Close Anti Bacterial Seat
 Night Light
 Wash without power supply
 Easy Fix
 Twin Nozzles



*All Guarantees are subject to terms and conditions and available at robertson.co.nz/warranties

25 Vestey Drive
Mt Wellington, Auckland 1060

PO Box 14695, Panmure
Auckland 1741, New Zealand

Ph: +64 9 573 0490
Fax: +64 9 573 0495
Email: sales@robertson.co.nz

ROBERTSON.CO.NZ



You can view and purchase our products nationwide from our supporting bathroom suppliers. To find your nearest location visit **ROBERTSON.CO.NZ** and click on the 'where to buy' link at the top of the page. Alternatively you can view products at our Robertson Bathware Showrooms at the locations below.

SHOWROOMS

A AUCKLAND

ROBERTSON

25 Vestey Drive, Mt Wellington
Ph: (09) 573 0490

Open Monday to Friday 8am - 5pm
Open Saturday 9am - 2pm
Closed Sunday and public holidays

KITCHEN THINGS | LUXURY COLLECTION

26 Morrow Street, Newmarket
Ph: (09) 522 8375

Open 7 days 10am - 6pm

W WELLINGTON

ROBERTSON

23 Marion St, Te Aro
Ph: (04) 595 1165

Open Monday to Friday 8.30am - 5pm
Closed Saturday and Sunday

For a bathware consultation please make an appointment by emailing sales@robertson.co.nz

C CHRISTCHURCH

HOME IDEAS

37 Mandeville Street Riccarton
Ph: (03) 348 2863

Open Monday to Friday 9am - 4pm
Saturday 10am - 2pm Sunday 10am - 2pm

robertson
design.ideas™

ROBERTSON DESIGN IDEAS

Email: designideas@robertson.co.nz

ROBERTSONDESIGNIDEAS.CO.NZ



robertson®
trade

**ROBERTSON TRADE
PARTS & SERVICE CENTRE**

42 Vestey Drive
Mt Wellington, Auckland 1060
Email: trade@robertson.co.nz

ROBERTSONTRADE.CO.NZ



ROBERTSON OUTLET STORE

42 Vestey Drive
Mt Wellington, Auckland 1060
Email: outlet@robertson.co.nz
By appointment only

www.trademe.co.nz/stores/robertson-bathware-outlet-store